

Transfer of Rights Surplus Volumes Estimates

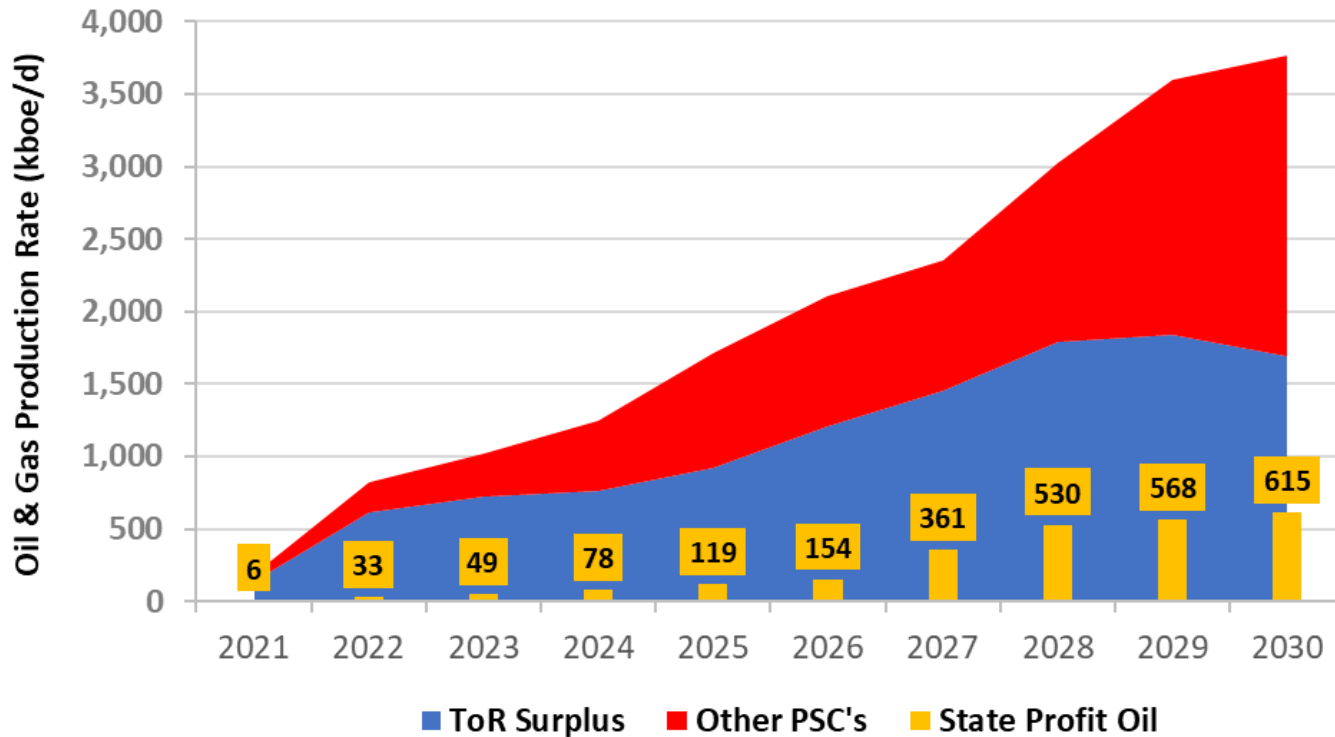
August 2021



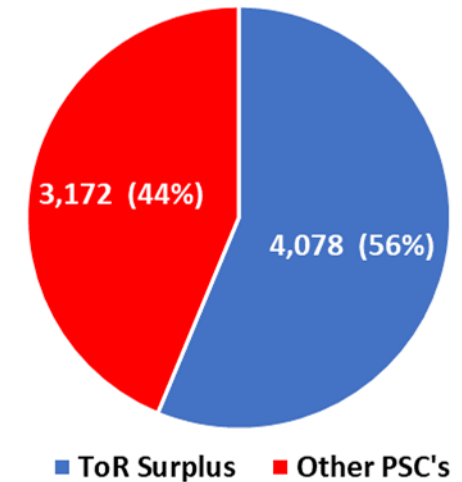
Pré-sal
Petróleo

Oil and Gas Production Estimates

PSC's Average Daily Production Rate (kboe/d)



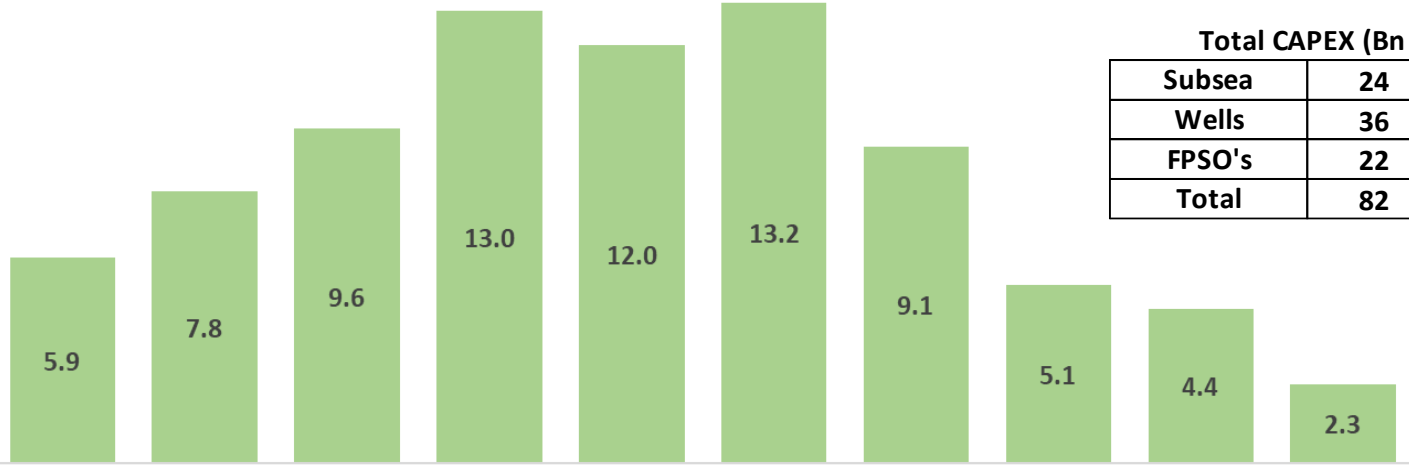
2021-2030 Overall PSC's Production (MMboe)



2021-2030 State Profit Oil (MMboe)

Capital Expenditures Estimates

ToR & ToR Surplus PSC's Annual CAPEX Estimates (Bn US\$)



Total CAPEX (Bn US\$)

Subsea	24	29%
Wells	36	44%
FPSO's	22	26%
Total	82	100%

	2021	2022	2023	2024	2025	2026	2027	2028	2029	2030	Total
FPSO's	1	1	1	1	2	2	4	0	0	0	12
Wells	23	12	25	29	27	41	28	8	9	6	208
Subsea	25	10	26	10	22	30	37	40	32	13	245



2021-2030 ToR & PSC's Total CAPEX (Bn US\$)



Pré-sal
Petróleo

EDUARDO GERK

Diretor-presidente

eduardo.gerk@ppsa.gov.br